

# **Town of Greig Comprehensive Planning Survey**

**Presentation of Results  
May 13, 2015**

# The Goals

The Town of Greig Comprehensive Planning Committee identified the following five **leading reasons** to the Town of Greig's Comprehensive Plan:

1. Establish a contemporary and positive vision.
2. Identify actions to ensure economic stability and protect valuable natural, cultural, and historic resources.
3. Protect and enhance the tax base.
4. Provide Guidance and direction to all governmental and non-governmental interests active in the Town of Greig.
5. Identify the Town's assets and liabilities.

# The Methodology

**Town of Greig Comprehensive Planning Survey**


The Town of Greig Comprehensive Planning Committee is asking you, as an important member of the community, to give your comments on our future development, its improvement and overall town controls. Your comments are critical in developing a future vision and realistic recommendations for the future of Greig. The survey is designed to gather your input on a wide range of issues that will shape the future of the town. The survey is being conducted by the Town of Greig and is confidential. Your input will be used to develop a future vision and realistic recommendations for the future of Greig. The survey is being conducted by the Town of Greig and is confidential. Your input will be used to develop a future vision and realistic recommendations for the future of Greig.

**Instructions:**


- 1. Read the survey questions carefully.
- 2. Answer the questions by marking the appropriate box.
- 3. If you are unsure of an answer, leave the box blank.
- 4. If you are unable to answer a question, write "N/A" in the box.
- 5. If you are unable to answer a question, write "Other" in the box.
- 6. If you are unable to answer a question, write "Other" in the box.
- 7. If you are unable to answer a question, write "Other" in the box.
- 8. If you are unable to answer a question, write "Other" in the box.
- 9. If you are unable to answer a question, write "Other" in the box.
- 10. If you are unable to answer a question, write "Other" in the box.
- 11. If you are unable to answer a question, write "Other" in the box.
- 12. If you are unable to answer a question, write "Other" in the box.
- 13. If you are unable to answer a question, write "Other" in the box.
- 14. If you are unable to answer a question, write "Other" in the box.
- 15. If you are unable to answer a question, write "Other" in the box.
- 16. If you are unable to answer a question, write "Other" in the box.
- 17. If you are unable to answer a question, write "Other" in the box.
- 18. If you are unable to answer a question, write "Other" in the box.
- 19. If you are unable to answer a question, write "Other" in the box.
- 20. If you are unable to answer a question, write "Other" in the box.
- 21. If you are unable to answer a question, write "Other" in the box.
- 22. If you are unable to answer a question, write "Other" in the box.
- 23. If you are unable to answer a question, write "Other" in the box.
- 24. If you are unable to answer a question, write "Other" in the box.
- 25. If you are unable to answer a question, write "Other" in the box.
- 26. If you are unable to answer a question, write "Other" in the box.
- 27. If you are unable to answer a question, write "Other" in the box.
- 28. If you are unable to answer a question, write "Other" in the box.
- 29. If you are unable to answer a question, write "Other" in the box.
- 30. If you are unable to answer a question, write "Other" in the box.
- 31. If you are unable to answer a question, write "Other" in the box.
- 32. If you are unable to answer a question, write "Other" in the box.
- 33. If you are unable to answer a question, write "Other" in the box.
- 34. If you are unable to answer a question, write "Other" in the box.
- 35. If you are unable to answer a question, write "Other" in the box.
- 36. If you are unable to answer a question, write "Other" in the box.
- 37. If you are unable to answer a question, write "Other" in the box.
- 38. If you are unable to answer a question, write "Other" in the box.
- 39. If you are unable to answer a question, write "Other" in the box.
- 40. If you are unable to answer a question, write "Other" in the box.
- 41. If you are unable to answer a question, write "Other" in the box.
- 42. If you are unable to answer a question, write "Other" in the box.
- 43. If you are unable to answer a question, write "Other" in the box.
- 44. If you are unable to answer a question, write "Other" in the box.
- 45. If you are unable to answer a question, write "Other" in the box.
- 46. If you are unable to answer a question, write "Other" in the box.
- 47. If you are unable to answer a question, write "Other" in the box.
- 48. If you are unable to answer a question, write "Other" in the box.
- 49. If you are unable to answer a question, write "Other" in the box.
- 50. If you are unable to answer a question, write "Other" in the box.
- 51. If you are unable to answer a question, write "Other" in the box.
- 52. If you are unable to answer a question, write "Other" in the box.
- 53. If you are unable to answer a question, write "Other" in the box.
- 54. If you are unable to answer a question, write "Other" in the box.
- 55. If you are unable to answer a question, write "Other" in the box.
- 56. If you are unable to answer a question, write "Other" in the box.
- 57. If you are unable to answer a question, write "Other" in the box.
- 58. If you are unable to answer a question, write "Other" in the box.
- 59. If you are unable to answer a question, write "Other" in the box.
- 60. If you are unable to answer a question, write "Other" in the box.
- 61. If you are unable to answer a question, write "Other" in the box.
- 62. If you are unable to answer a question, write "Other" in the box.
- 63. If you are unable to answer a question, write "Other" in the box.
- 64. If you are unable to answer a question, write "Other" in the box.
- 65. If you are unable to answer a question, write "Other" in the box.
- 66. If you are unable to answer a question, write "Other" in the box.
- 67. If you are unable to answer a question, write "Other" in the box.
- 68. If you are unable to answer a question, write "Other" in the box.
- 69. If you are unable to answer a question, write "Other" in the box.
- 70. If you are unable to answer a question, write "Other" in the box.
- 71. If you are unable to answer a question, write "Other" in the box.
- 72. If you are unable to answer a question, write "Other" in the box.
- 73. If you are unable to answer a question, write "Other" in the box.
- 74. If you are unable to answer a question, write "Other" in the box.
- 75. If you are unable to answer a question, write "Other" in the box.
- 76. If you are unable to answer a question, write "Other" in the box.
- 77. If you are unable to answer a question, write "Other" in the box.
- 78. If you are unable to answer a question, write "Other" in the box.
- 79. If you are unable to answer a question, write "Other" in the box.
- 80. If you are unable to answer a question, write "Other" in the box.
- 81. If you are unable to answer a question, write "Other" in the box.
- 82. If you are unable to answer a question, write "Other" in the box.
- 83. If you are unable to answer a question, write "Other" in the box.
- 84. If you are unable to answer a question, write "Other" in the box.
- 85. If you are unable to answer a question, write "Other" in the box.
- 86. If you are unable to answer a question, write "Other" in the box.
- 87. If you are unable to answer a question, write "Other" in the box.
- 88. If you are unable to answer a question, write "Other" in the box.
- 89. If you are unable to answer a question, write "Other" in the box.
- 90. If you are unable to answer a question, write "Other" in the box.
- 91. If you are unable to answer a question, write "Other" in the box.
- 92. If you are unable to answer a question, write "Other" in the box.
- 93. If you are unable to answer a question, write "Other" in the box.
- 94. If you are unable to answer a question, write "Other" in the box.
- 95. If you are unable to answer a question, write "Other" in the box.
- 96. If you are unable to answer a question, write "Other" in the box.
- 97. If you are unable to answer a question, write "Other" in the box.
- 98. If you are unable to answer a question, write "Other" in the box.
- 99. If you are unable to answer a question, write "Other" in the box.
- 100. If you are unable to answer a question, write "Other" in the box.

1. Survey developed by Town of Greig Comprehensive Planning Committee.
2. Over 150 questions, choices, clicks.
3. Mailed to property-owners.
4. Five main sections in the survey:
  - a) *Demographics of Participant*
  - b) *Reasons for choosing to live and own property in the Town of Greig*
  - c) *Issues in the Town of Greig that Concern You*
  - d) *Opinions About Future Development in the Town of Greig*
  - e) *Services Provided by the Town of Greig*
5. Returned anonymously to Town Offices in 2014, 620 participants.

# The Methodology (cont.)



1. Data (hard copies) delivered to CCS in February 2015.
2. CCS compiled, cleansed, analyzed, reported, May 2015.
3. CCS makes no recommendations. CCS focusses on "what" not "why" or "how-to-use".



# The Outcome of the Methodology – The Sample

Subgroups within this study sample:	# Participants (n)	% of the sample
<b>Residency Status:</b>		
Permanent residents	224	37%
Seasonal residents	370	61%
Neither	12	2%
<b># Years own property in the town:</b>		
Less than 5 years	89	15%
5-10 years	116	19%
11-20 years	113	19%
More than 20 years	284	47%
<b>Age Group:</b>		
18-54 years of age	157	26%
55-64 years of age	203	33%
65+ years of age	253	41%
<b>Employment Status:</b>		
Full time employed	278	45%
Part time employed	31	5%
Not employed	10	2%
Retired	293	48%
<b>Own "Waterfront" Property?</b>		
Yes	313	62%
No	193	38%
<b>Own Property in the "Town Center"?</b>		
Yes	71	14%
No	435	86%
<b>Own "Rural" Property – neither "Waterfront" or "Town Center"?</b>		
Own "rural" (neither).	136	27%
Own either WF or TC.	370	73%

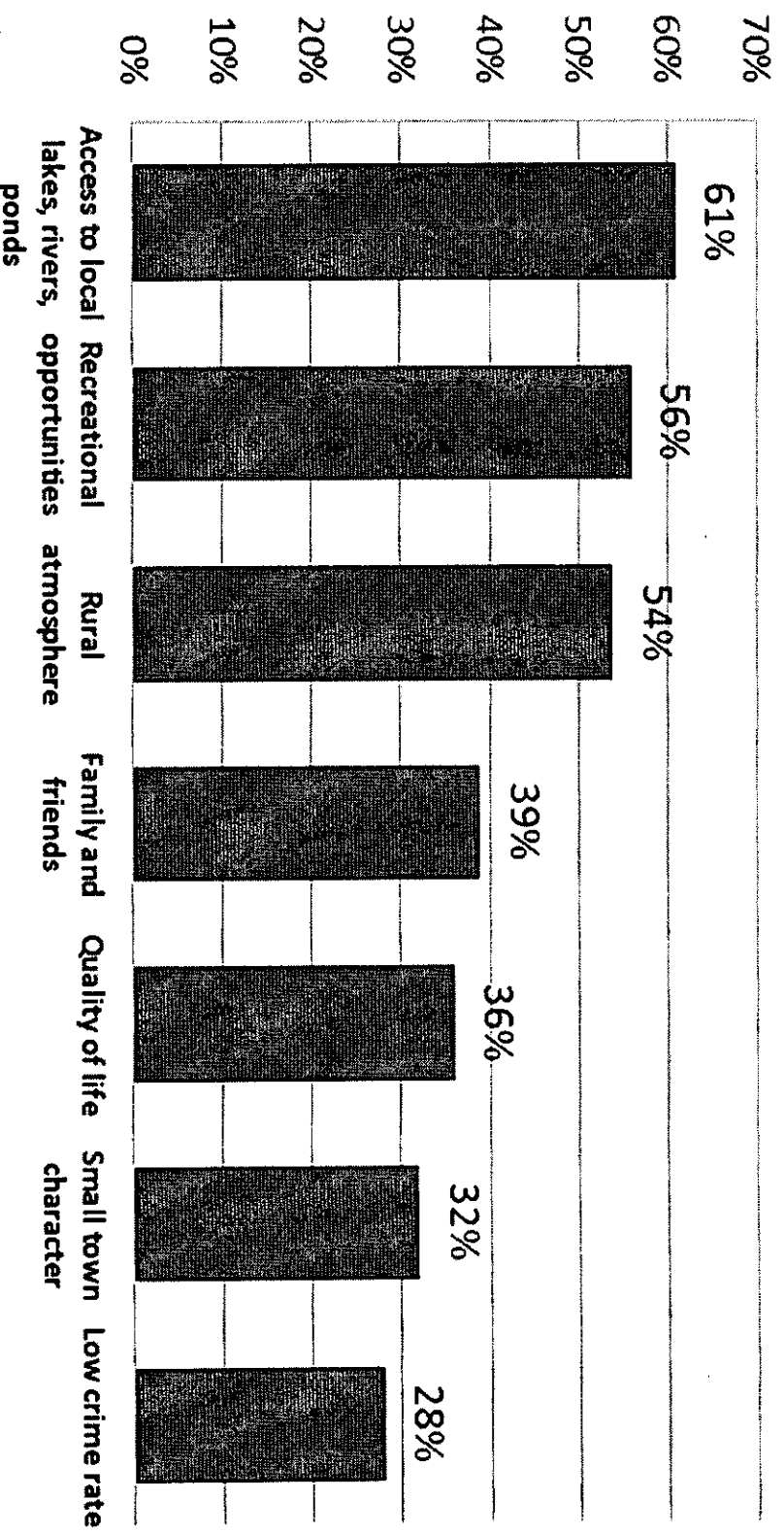
# **The Outcome of the Methodology – The Survey Results**

**We will report 13 separate top-line level (all participants) graphical presentations of results.**

**There will be one brief *interjection* of more detailed analysis than a graph ... providing a *guided tour* to this report.**

# The Survey Results

**Figure 1 – What are your reasons for choosing to live and own property in the Town of Greig? (among 14 choices)**  
(complete detailed results for this survey question can be found in Table 11)



# How to Most Completely Use Survey Results – the *guided tour*

	Among All Participants, % who indicated:
Access to local lakes, rivers, and ponds	60.5%
Recreational opportunities	56.3%
Rural atmosphere	53.5%
Family and friends	39.2%
Quality of life	36.1%
Small town character	32.1%
Low crime rate	28.1%
Sense of community	20.1%
Housing/land costs	11.4%
Horse trails	8.2%
Distance to work	7.7%
Cost of living	6.5%
Quality of schools	6.2%
Tax rate	5.4%
Other	9.5%
None of the above	2.3%



# How to Most Completely Use Survey Results

	Residency Status		How many years have you owned property in the town?			
	Permanent	Seasonal	Less than 5	5-10	11-20	More than 20
	%among this subgroup:	%among this subgroup:	%among this subgroup:	%among this subgroup:	%among this subgroup:	%among this subgroup:
Access to local lakes, rivers, and ponds	47.8%	70.1%	68.2%	62.9%	62.5%	56.6%
Recreational opportunities	43.8%	64.7%	63.6%	69.0%	55.4%	50.2%
Rural atmosphere	63.4%	48.4%	62.5%	54.3%	49.1%	52.0%
Family and friends	50.0%	32.6%	34.1%	36.2%	35.7%	42.7%
Quality of life	40.6%	33.7%	40.9%	31.9%	35.7%	37.0%
Small town character	43.3%	26.4%	35.2%	29.3%	36.6%	29.9%
Low crime rate	39.3%	21.7%	29.5%	31.0%	28.6%	26.7%
Sense of community	28.6%	15.8%	20.5%	16.4%	25.0%	19.9%
Housing/land costs	15.6%	9.2%	18.2%	13.8%	10.7%	7.8%
Horse trails	7.1%	9.2%	13.6%	14.7%	5.4%	4.6%
Distance to work	17.9%	1.4%	11.4%	4.3%	8.0%	7.1%
Cost of living	11.2%	3.8%	5.7%	6.9%	5.4%	7.1%
Quality of schools	15.2%	1.1%	5.7%	5.2%	6.3%	6.4%
Tax rate	7.6%	4.3%	4.5%	6.0%	8.0%	3.9%
Other	8.0%	10.9%	12.5%	7.8%	5.4%	11.4%
None of the above	2.2%	1.1%	0.0%	0.9%	0.9%	4.3%

# How to Most Completely Use Survey Results

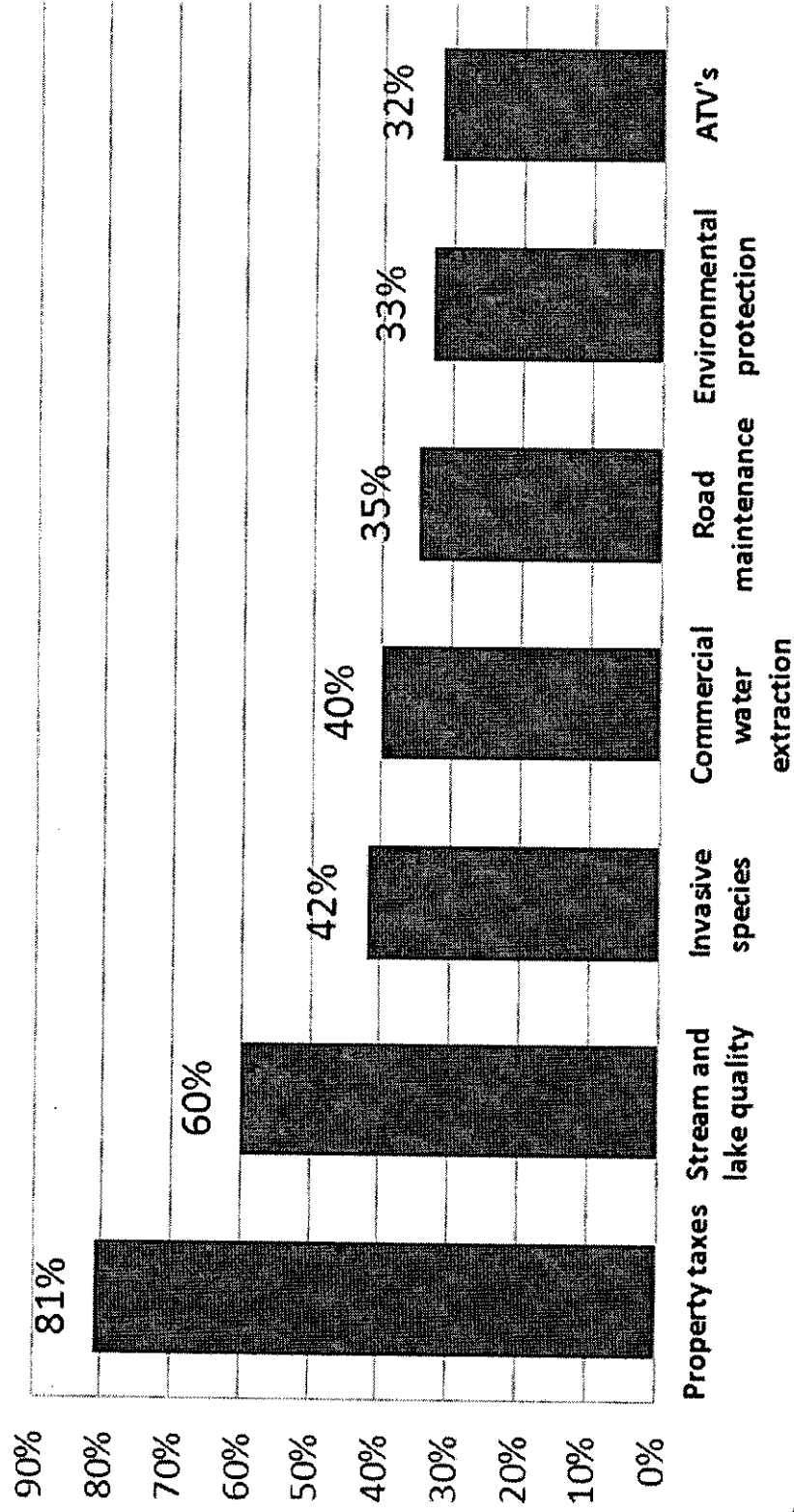
	What is your age group?			Employment status?			
	19-54 % among this subgroup:	55-64 % among this subgroup:	65+ % among this subgroup:	Full time % among this subgroup:	Part time % among this subgroup:	Not employed % among this subgroup:	Retired % among this subgroup:
Access to local lakes, rivers, and ponds	63.7%	62.6%	56.6%	65.1%	58.1%	20.0%	58.1%
Recreational opportunities	64.3%	55.7%	51.4%	60.8%	51.6%	50.0%	52.6%
Rural atmosphere	56.7%	55.7%	49.4%	54.3%	51.6%	40.0%	53.6%
Family and friends	40.8%	33.0%	43.0%	39.2%	48.4%	20.0%	38.8%
Quality of life	38.9%	35.5%	34.9%	37.8%	41.9%	20.0%	33.9%
Small town character	36.9%	31.5%	29.3%	34.2%	45.2%	20.0%	29.4%
Low crime rate	31.8%	29.6%	24.9%	29.1%	35.5%	30.0%	26.3%
Sense of community	21.7%	14.3%	23.3%	18.7%	29.0%	10.0%	20.8%
Housing/land costs	14.6%	12.8%	8.4%	14.4%	9.7%	0.0%	9.3%
Horse trails	7.0%	12.3%	5.6%	10.1%	6.5%	20.0%	6.2%
Distance to work	10.2%	9.9%	4.4%	10.4%	9.7%	10.0%	4.8%
Cost of living	7.0%	4.4%	8.0%	6.1%	6.5%	0.0%	7.3%
Quality of schools	7.0%	6.4%	5.6%	7.9%	6.5%	0.0%	4.8%
Tax rate	6.4%	5.4%	4.8%	5.0%	6.5%	0.0%	5.9%
Other	12.1%	9.4%	8.0%	9.0%	16.1%	20.0%	9.0%
None of the above	1.9%	1.0%	3.2%	1.8%	0.0%	10.0%	2.8%

# How to Most Completely Use Survey Results

	Own "Waterfront" Property?		Own Property Near "Town Center"?		Own Property in Either "Waterfront" or "Town Center"?	
	Yes % among this subgroup:	No % among this subgroup:	Yes % among this subgroup:	No % among this subgroup:	No % among this subgroup:	Yes, at least one. % among this subgroup:
Access to local lakes, rivers, and ponds	69.2%	49.7%	40.6%	65.3%	54.5%	64.6%
Recreational opportunities	63.1%	50.8%	46.4%	60.4%	55.2%	59.7%
Rural atmosphere	49.0%	63.0%	59.4%	53.5%	64.9%	50.4%
Family and friends	41.3%	35.4%	53.6%	36.8%	27.6%	43.3%
Quality of life	42.9%	30.7%	29.0%	39.8%	34.3%	39.8%
Small town character	31.7%	37.0%	43.5%	32.2%	33.6%	33.8%
Low crime rate	30.1%	28.0%	34.8%	28.5%	26.9%	30.2%
Sense of community	25.0%	15.9%	17.4%	22.2%	17.9%	22.9%
Housing/land costs	9.3%	16.4%	23.2%	10.2%	11.9%	12.0%
Horse trails	6.1%	12.2%	7.2%	8.6%	16.4%	5.4%
Distance to work	6.1%	8.5%	17.4%	5.3%	6.7%	7.1%
Cost of living	5.1%	10.6%	15.9%	5.8%	7.5%	7.1%
Quality of schools	5.8%	8.5%	10.1%	6.3%	9.7%	5.7%
Tax rate	3.2%	7.9%	8.7%	4.4%	6.7%	4.4%
Other	8.3%	11.1%	8.7%	9.5%	11.9%	8.4%
None of the above	1.9%	3.2%	5.8%	1.9%	2.2%	2.5%

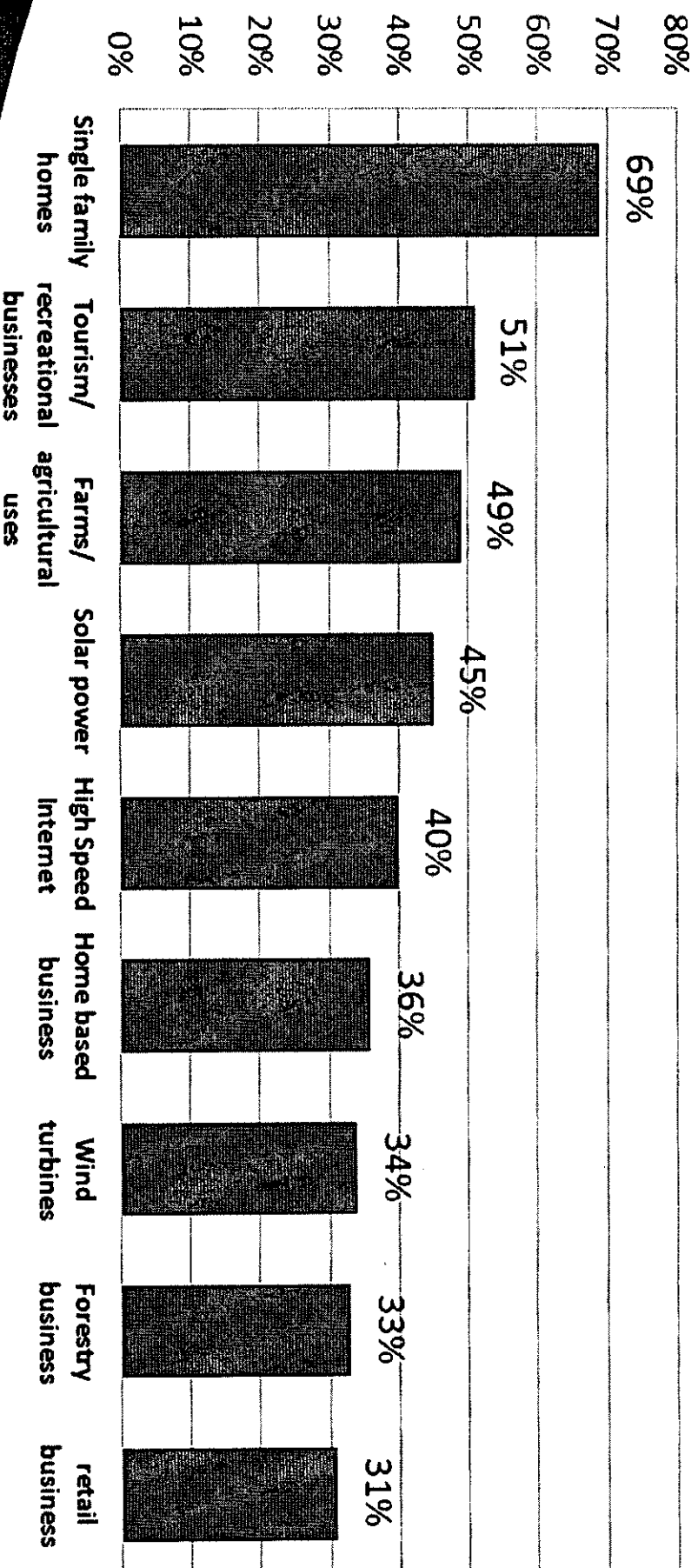
# The Survey Results

**Figure 2 – Which of the following issues are you concerned about in the Town of Greig? (among 18 choices)**  
(complete detailed results for this survey question can be found in Table 12)




# The Survey Results

**Figure 3 – Types of development you feel would be compatible with our community. (among 23 choices)**  
(complete detailed results for this survey question can be found in Table 13)



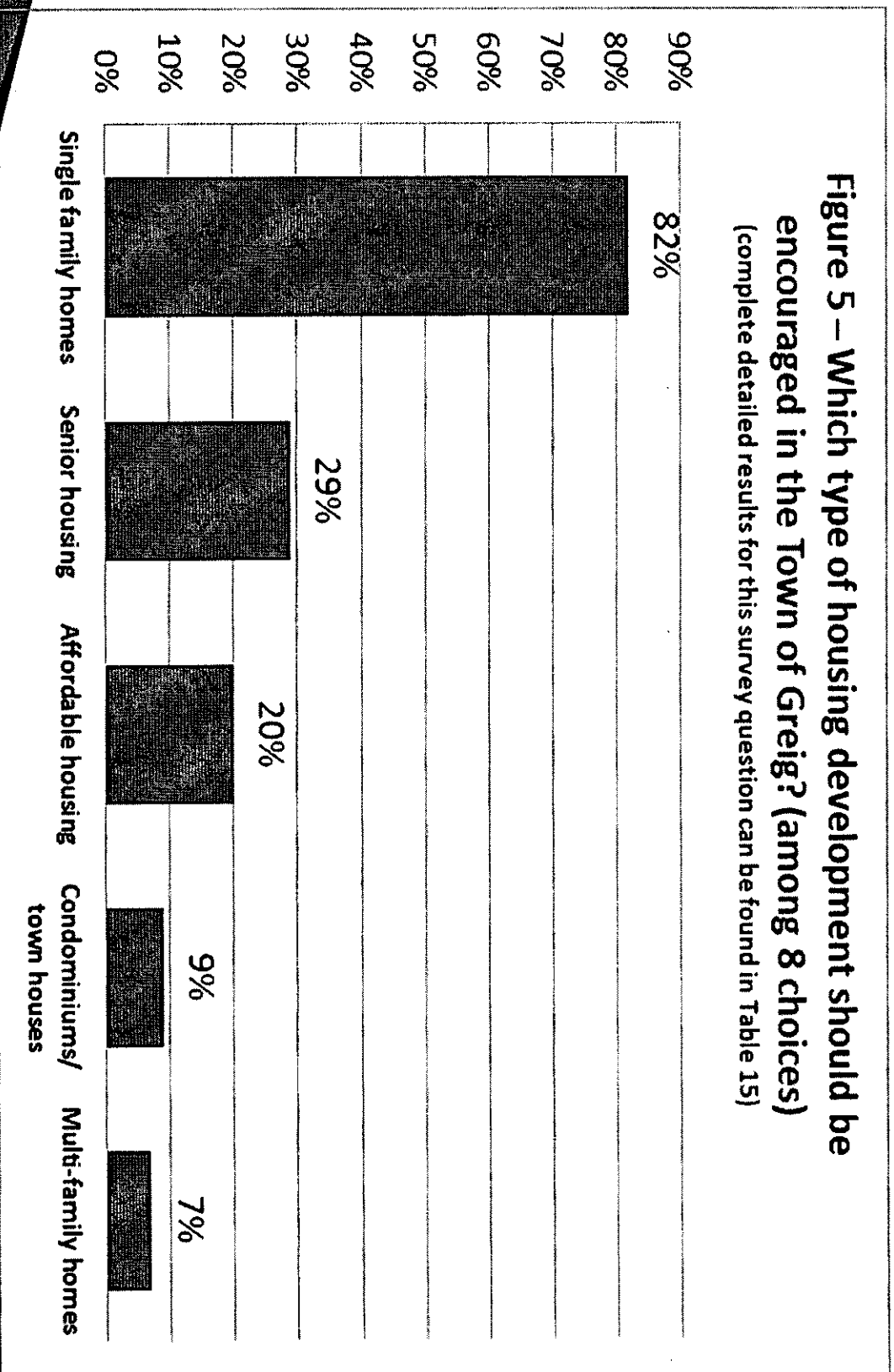
# The Survey Results

**Figure 4 – How important is it to preserve the character of the  
Town of Greig?**  
(complete detailed results for this survey question can be found in Table 14)



# The Survey Results

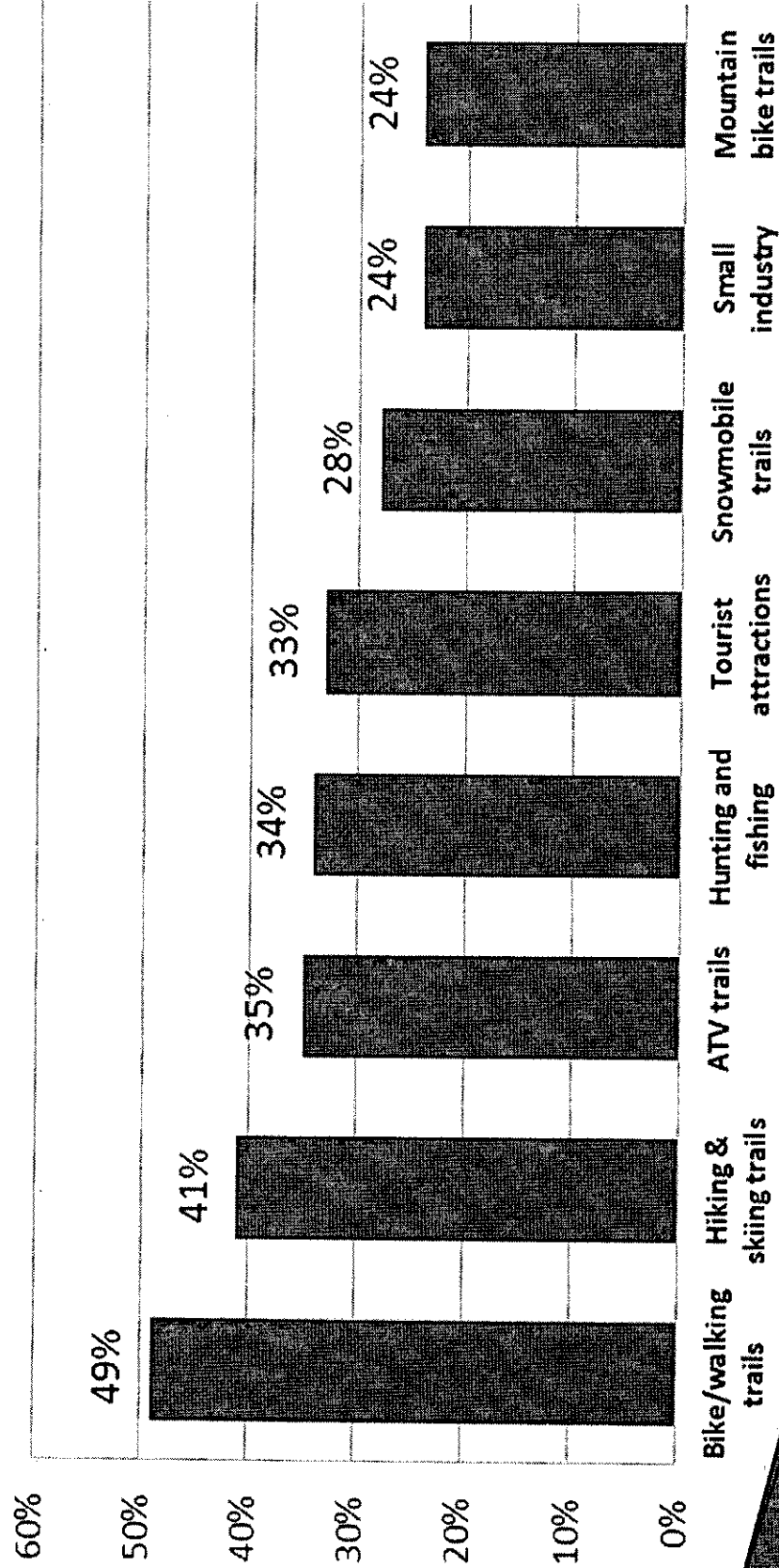
**Figure 5 – Which type of housing development should be encouraged in the Town of Greig? (among 8 choices)**  
(complete detailed results for this survey question can be found in Table 15)



# The Survey Results

**Figure 6 – In which of the following areas would you like to see growth? (among 16 choices)**

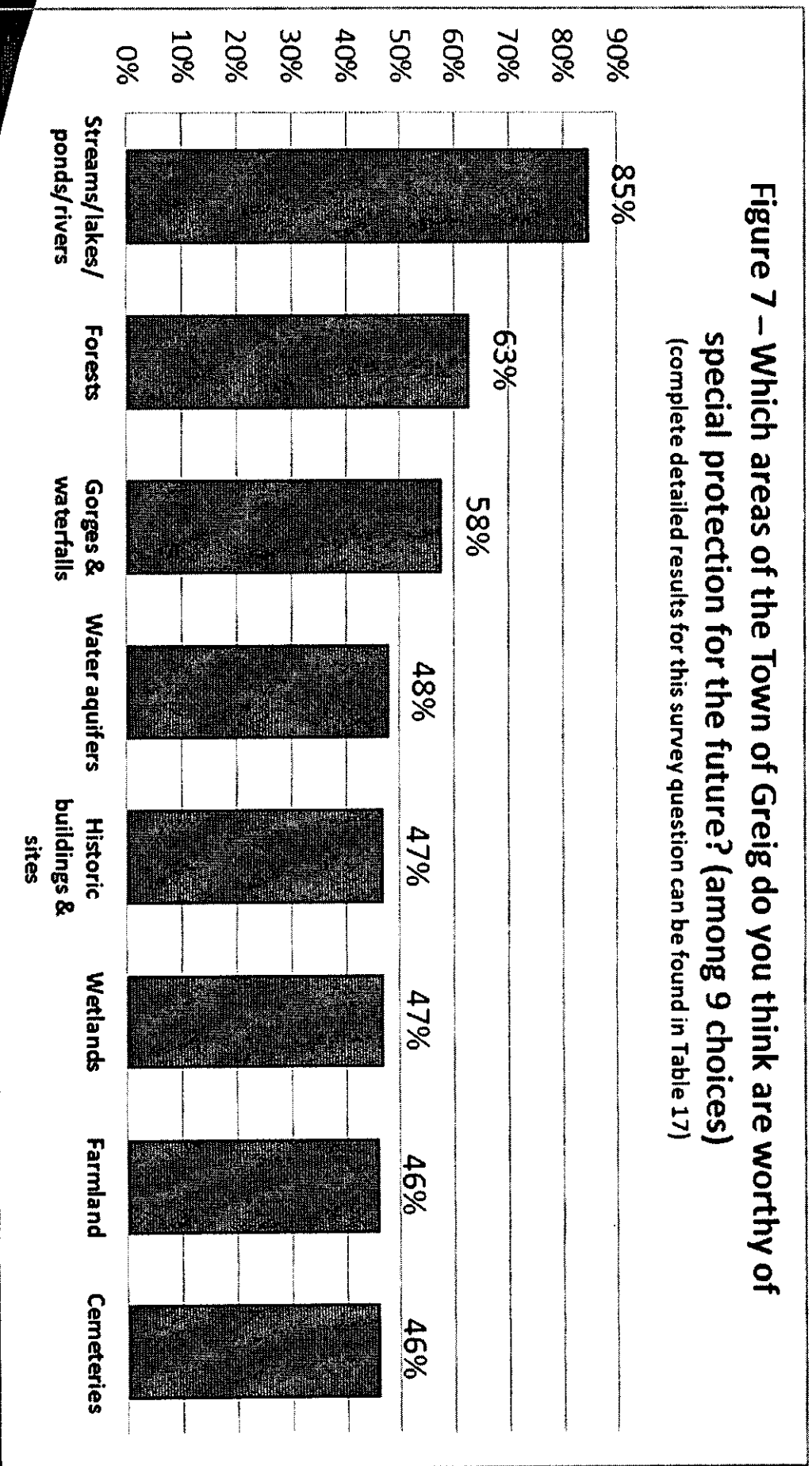
(complete detailed results for this survey question can be found in Table 16)





# The Survey Results

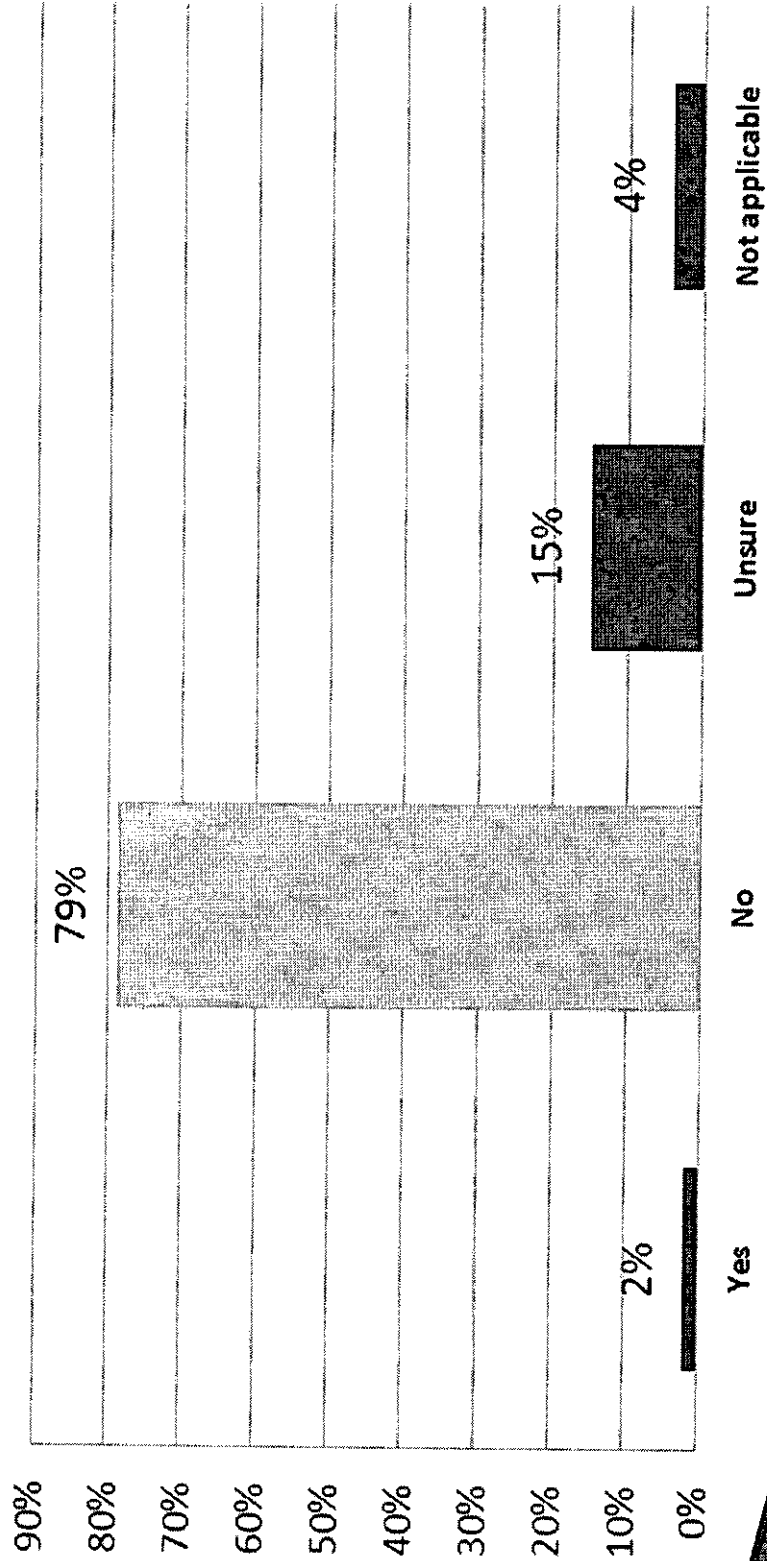
**Figure 7 – Which areas of the Town of Greig do you think are worthy of special protection for the future? (among 9 choices)**  
(complete detailed results for this survey question can be found in Table 17)



# The Survey Results


**Figure 8 – Would you consider moving out of the Town of Greig if the school district was dissolved or merged with another school district?**

(complete detailed results for this survey question can be found in Table 18)



# The Survey Results


**Figure 9 – How do you feel about the changes you have seen in the Town of Greig over the past 5 years?**  
(complete detailed results for this survey question can be found in Table 19)



# The Survey Results

**Figure 10 – What additional services would you desire the  
Town of Greig to provide?**

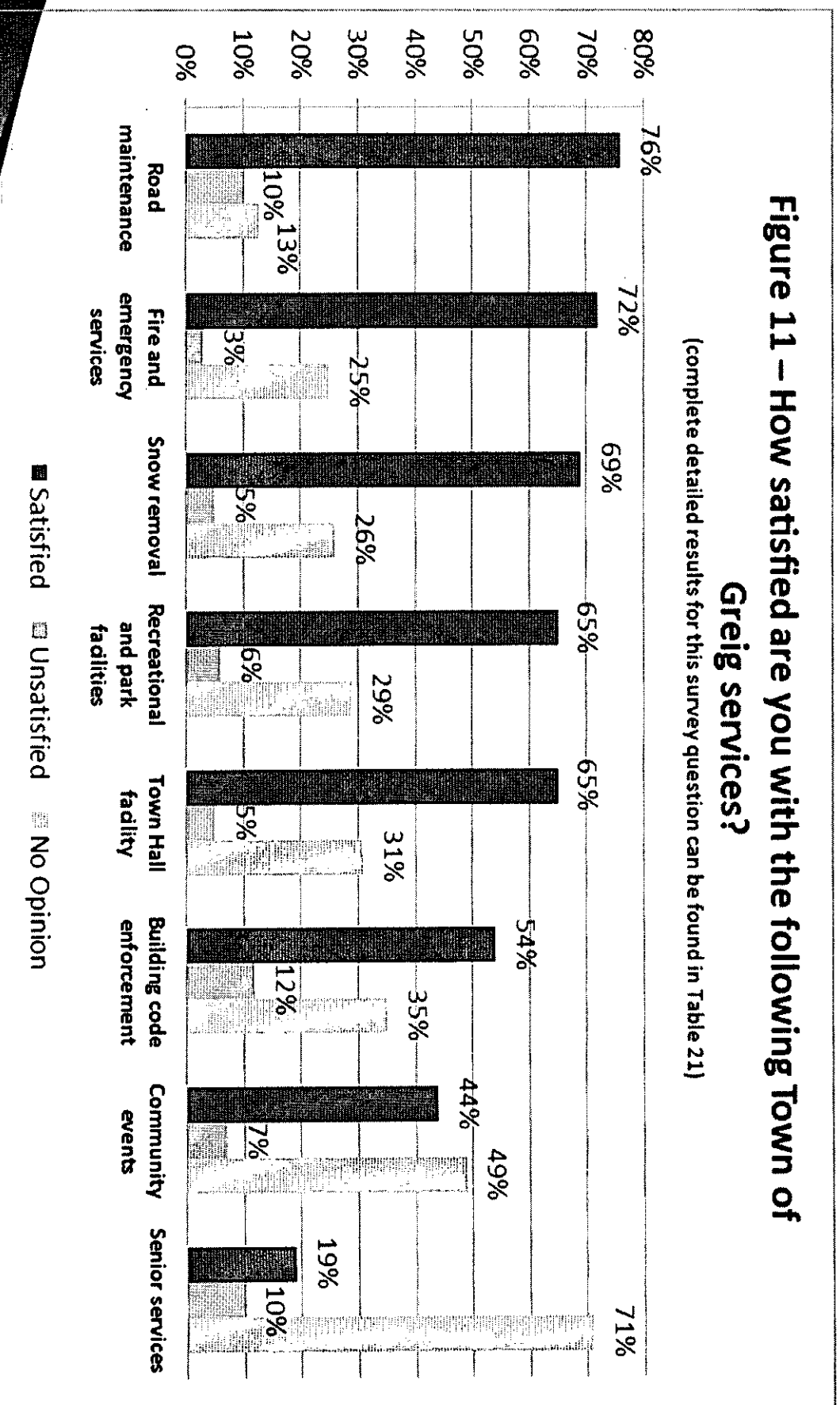
(complete detailed results for this survey question can be found in Table 20)



# The Survey Results

**Figure 11 – How satisfied are you with the following Town of Greig services?**

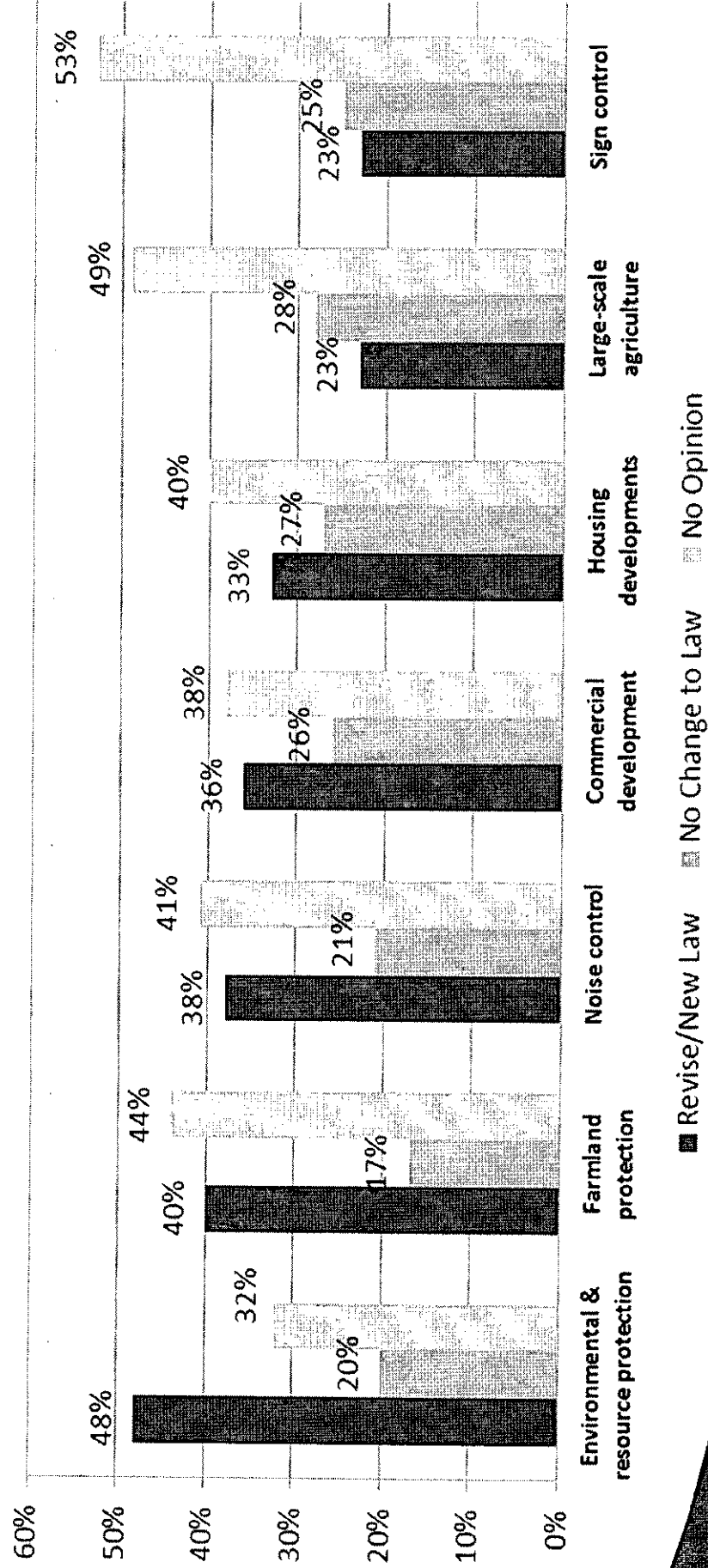
(complete detailed results for this survey question can be found in Table 21)



# The Survey Results


**Figure 12 – Would you want to see existing laws revised or new laws enacted concerning any of the following issues in the Town of Greig?**

(complete detailed results for this survey question can be found in Table 22)



# The Survey Results

**Figure 13 – Familiarity with the Town of Greig Website**  
(complete detailed results for these survey questions can be found in Tables 23-24)




Did you know the Town of Greig has a website at [www.townofgreig.org](http://www.townofgreig.org)? Did you know the Town of Greig Zoning Laws can be found at [www.townofgreig.org](http://www.townofgreig.org)?

■ Yes ■ No

If you have further results-related,  
technical, or statistical questions ...

Professor Joel LaLone, Research Coordinator at CCS

[jlalone@sunyjefferson.edu](mailto:jlalone@sunyjefferson.edu)



If you have further “what comes  
next?” questions ... contact:

Town of Greig Comprehensive Planning Committee